

Guitar Chords PDF [http://www.spx.org/upload/Guitar/Basic Guitar Chords 000.pdf](http://www.spx.org/upload/Guitar/Basic%20Guitar%20Chords%20000.pdf)

GAMA Guitar Workshops (for public school educators) <http://www.guitaredunet.org/>

- GAMA Guitar Workshop (Guitar Immersion)
- Scholarship for class includes a guitar, materials and tuition
- The condition is that you agree to begin a guitar program in your school
- Grants available for pilot projects to buy instruments (\$2,000 for example)
- Guitar teaching resources

Grants: www.donorschoose.org TARGET GRANTS (\$2,000)

Walmart Returns program (guitar)

Online Instrument and Accessories (Remember to patronize local music stores whenever possible)

www.musiciansfriend.com

www.elderly.com

www.samash.com

Top 9 Beginning Guitar Brands <http://guitar.about.com/od/acousticguitar/tp/top5acoustics.htm>

So Many Great Guitar Resources <http://guitar.about.com/>

Guitar Capo Comparison Video <http://www.youtube.com/watch?v=ruLrcVFENMk>

How to Understand the Capo <http://www.youtube.com/watch?v=S1033BABk9o>

Guitar Video Lessons <https://www.guitarinstructor.com/?gclid=ClnV5Y2ky9QCFQigaQodq3ELGg>

Class Teaching Resources (and for improving your own skills)

- Young students: *Introducing Guitar for the Young Beginner* by Gary Turner (with CD)
Ages 7-9. Slow, gentle pace. Lots of songs to practice with a fun CD.
www.learntoplaymusic.com

-*Hal Leonard Guitar Method* by Will Schmid (3 vols. CD included)

Highly motivational for 5th grade and up. Additional supplementary collections of popular music selections. Teaches notes reading skills and chords.

Hal Leonard's Guitar Method Complete Edition (all 3 vols. In one books)

Online Review: <http://www.youtube.com/watch?v=KggPFIx20qw>

- Contemporary Class Guitar* by Will Schmid. Uses pop, rock, country, folk & bluegrass music to help maintain student interest.

-www.classguitar.com (ideal for middle and high school programs) Multiple levels building into playing in small guitar ensembles. Teaches notation, chords, and ensemble skills.

-*SmartStart Guitar: A Fun, Easy Approach to Beginning Guitar for Kids* (Book and DVD) The option of simply tuning the guitar to an open chord, termed an "open tuning" is presented in this method.

<https://www.homespun.com/shop/product/smartstart-guitar/>

<http://www.halleonard.com/product/viewproduct.action?itemid=641851&subsiteid=7&>

Sequential Guitar Lessons Online <http://guitar.about.com/library/blguitarlessonarchive.htm>

-www.chordie.com (a search engine for songs and chords) Has a transposition tab!)

-<http://www.classclef.com/> Free classical music for the guitar (super easy to advanced)

Adaptations for the Guitar

E-Z chord: Play guitar chords using only 1 finger! <http://www.e-zchord.com/>

The Chord Buddy <http://www.youtube.com/watch?v=U7cUMKCLRn0>

Do a Google Search for Adaptive gear for guitar and you will find additional resources

FREE BLANK TAB (clean and big) for guitar paper (plus more) www.egalo.com/guitar

THE BLUES: [http://www.guitarnick.com/fingerstyle blues songs.html](http://www.guitarnick.com/fingerstyle_blues_songs.html)

GUITARS IN THE CLASSROOM <http://www.guitarsinthe classroom.org/>

Justin Sandercoe teaches guitar with a delightful accent and great detailed videos. Check him out at

<http://www.justinguitar.com/> Here's his simple video lesson on how to play a D chord:

<http://www.justinguitar.com/en/BC-111-D-chord.php>

Folk Fingerstyle patterns lesson #1 <http://www.justinguitar.com/en/FO-101-FolkFingerstyle1.php>

Folk Fingerstyle patterns #2 <http://www.justinguitar.com/en/FO-102-FolkFingerstyle2.php>

Common Fingerpicking Patterns Pt. 1

<https://www.google.com/#q=fingerpicking+patterns+guitar&kpvalbx=1>

16 Legendary Fingerpicking Patterns <http://www.guitarhabits.com/16-legendary-fingerpicking-patterns/>

eMedia Guitar Method <http://www.emediamusic.com/gm1.html>

Guitar Strumming Basics: <http://guitarlessonlounge.com/learn-guitar-fast/strumming-and-rhythm-mechanics/>

Strum Patterns: <http://www.strumpatterns.com/>

Fingerstyle Guitar Resource: <http://www.alfred.com/Products/The-Complete-Fingerstyle-Guitar-Method-Intermediate-Fingerstyle-Guitar-00-17823.aspx>

EXTRA MATERIAL FOR SINGERS WHO PLAY GUITAR MY FAVORITE CARRY-ALONG SONGBOOKS (filled with lyrics and chord names – however no chord diagrams or written out melodies.) I have to know the melodies by ear already.

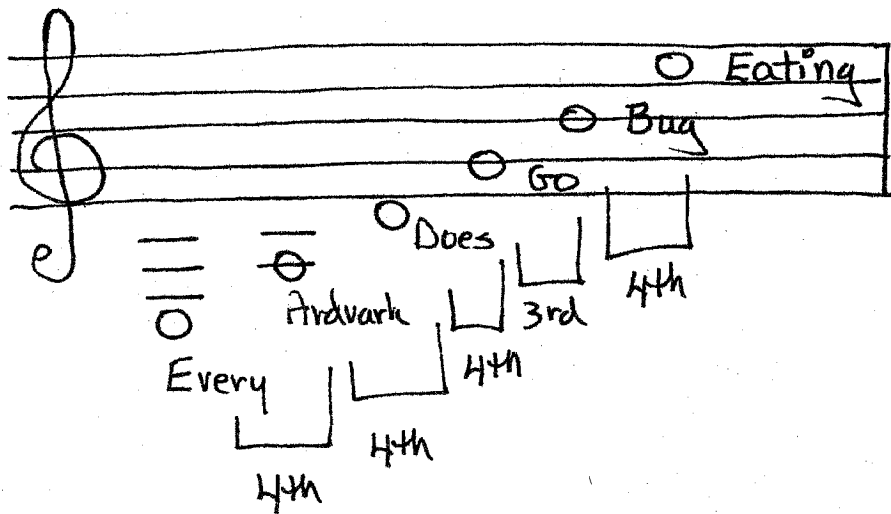
RISE UP SINGING 1,200 songs (words and chords jam packed in one book) No melody lines.

RISE AGAIN SONGBOOK (this is the newest edition-different songs than the one above)

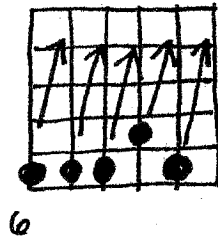
AMERICAN FOLK SONGS FOR CHILDREN (A CLASSIC) by Pete Seeger

Mary C. Greene
© 2017

Guitar Tuning

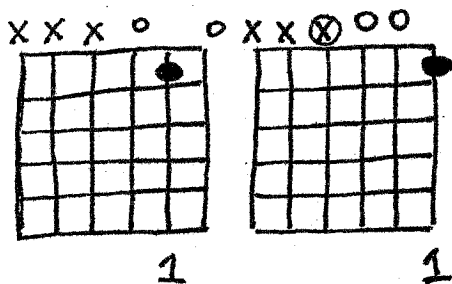


Relative Tuning

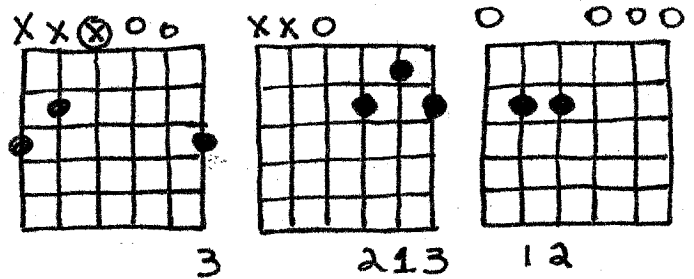


Verbal Instructions:
3 "5's", a "4",
and another "5"

EZ C EZ G⁷



EZ G D⁷ Em



Introduced 1 Finger C chord. Played and sang "Are You Sleeping"

Introduced 1 Finger G⁷ chord. Played and sang "Down in the Valley"

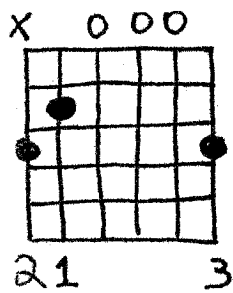
Introduced 1 Finger G chord. Introduced D⁷. Practiced "loosing and finding" D⁷ chord. Practiced the shift from G to D⁷ using the sliding ring finger as a moveable anchor. Played and sang "Tom Dooley."

Introduced the Em chord. Played and sang "Hey, Ho, Nobody Home" with quarter note down strums.

Varied the right hand rhythmic pattern: ↓ slap ↓ slap
1 2 3 4

Varied the rhythm again: ↓ slap ↓ sl sl
1 2 3 + 4

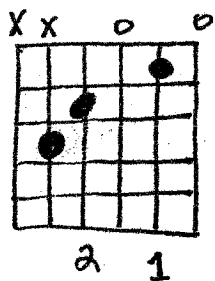
2+3 Finger
G chord



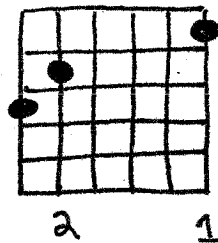
Played "Tom Dooley" with the fuller sounding
G chord.

Could play "Jambalaya" with C + G⁷ or
G + D⁷ chords.

2 Finger
C chord

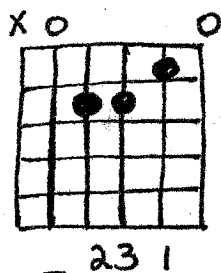


2 Finger
G⁷ chord




"Jambalaya" with 2-Finger
C + G⁷

Am



Em



Introduce Am. The index and middle fingers are
identical to the 2 Finger C chord! Just add
the ring and it becomes Am.

Review Em. Notice that finger 2 (middle finger)
serves as an "anchor" between Em + Am.
Get comfortable with the feel of the chords.
Play some memory games with the chord shapes
("loosing and finding" the chords).

Now play "Skin and Bones." Use a slap
at the end to accompany the BOO!

Great Interactive Music Songbook Selections for Beginning Guitarists

YELLOW

C G7	P. 65	Little Red Wagon
C G7 G	Pg. 91	Rig-a-Jig-Jig
G D7	Pg. 12	Do Your Ears Hang Low?
D	Pg. 33	Hey, Hey Look at Me
D A7	Pg. 23	The Farmer in the Dell
D (A7)	Pg. 3	Andy Pandy
D A7 (capo 3-plays in the Key of F)	Pg. 18	Eensy Weensy Spider
D G A7	Pg. 4	Bluebird, Bluebird
D G	Pg. 39	Jim along Josie
Em	Pg. 44	Johnny Mr. Brown
D G A7 Em (capo 3-plays in the Key of F)	Pg. 5	The Blues

PURPLE

C G7	Pg. 43	I Bought Me a Cat
G D7	Pg. 41	Hokey Pokey
D	Pg. 24	Charlie Over the Water

BLUE

G D7	Pg. 87	Shake Them 'Simmons Down
D G A7 (capo 3-plays in the Key of F)	Pg. 50	I'm On My Way
Em	Pg. 11	Chicka Hanka
Em D	Pg. 64-65	Leatherwing Bat

RIGHT HAND GUITAR ACCOMPANIMENT PATTERNS

Mary Greene

Strums are the simplest way to get started.

4/4 ↓ ↓ ↓ ↓

3/4 ↓ ↓ ↓

4/4 ↓ ↓↑ ↓ ↓↑
1 2 & 3 4 &

3/4 ↓ ↓↑ ↓↑
1 2 & 3 &

4/4 ↓ ↓↑ 7 ↑ ↓↑ (A Syncopated Strum)
1 2 & & 4 &

Bass Chord Patterns produce the time-honored country sound. Willie Nelson uses this pattern to play BLUE EYES CRYING IN THE RAIN. Country waltzes such as THE TENNESSEE WALTZ use the 3/4 version. Guitarists often call them a Boom Chick pattern.

4/4 ● ↓ ● ↓
R R

3/4 ● ↓ ↓ ● ↓ ↓
R 5th

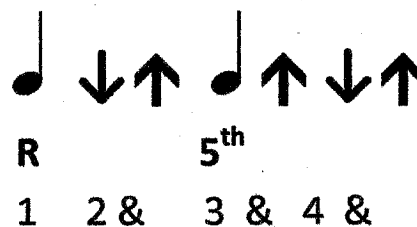
4/4 ● ↓ ● ↓
R 5th

3/4 ● ↓ ↓ ● ↓ ↓
R 5th

4/4 ● ↓↑ ● ↓↑
R 5th
1 2 & 3 4 &

3/4 ● ↓↑ ↓↑ ● ↓↑ ↓↑
R 5th
1 2 & 3 & 1 2 & 3 &

A New Favorite Bass Chord Pattern: 4/4



Primerio Indicio Medio Anular

Finger-picking patterns create beautiful rippling arpeggios on the guitar.

T=Thumb I=Index M=Middle R=Ring

The thumb plays bass notes on strings 6, 5, and 4.

The index plays the 3rd string.

The middle plays the 2nd string.

The ring plays the 1st string.

"Basic and Beautiful Arpeggio"

✓ 4/4 T I M R T I M R 3/4 T I M R M I

"A Fuller Sound"

4/4 R R 3/4 R R
T I M I T I M I T I M I M I

"Revolving Index"

4/4 T I M I R I M I

"Jazzy Feel"

4/4 M R R
 R M M
 I I I
T T T T

1 & 2 & 3 & 4 &