



# **Get in Step with Technology! It's Only a Cloud Away**

## **JamStudio Project**

**Shirley Lacroix  
Lewisville, ISD  
August 16, 2013**

**Shirley Lacroix  
[shirleylacroix@mac.com](mailto:shirleylacroix@mac.com)**

**<http://shirleylacroix.com>**



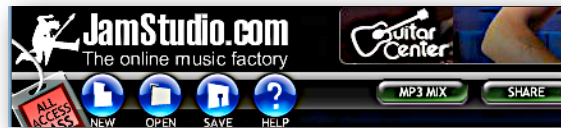
# Get in Step with Technology

## It's Only a Cloud Away!

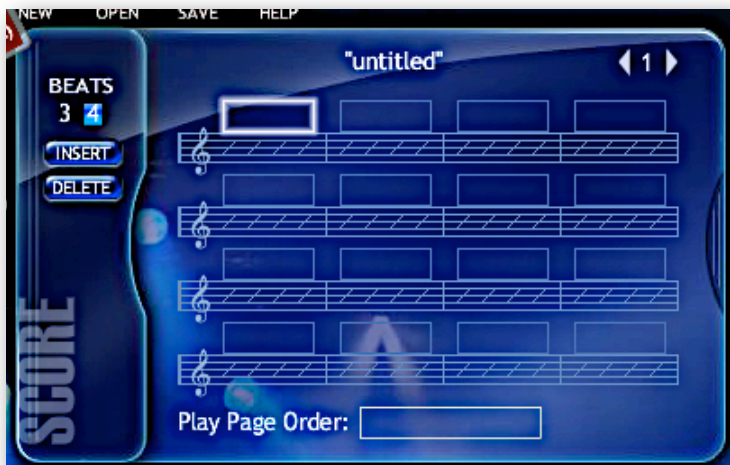
FREE Options for ALL platforms

**Focus:** Create an accompaniment to a song using JamStudio.com and explore musical styles

**Lesson Idea:** Making Music with Technology, Grade 5, Lesson 40, p. 102-103



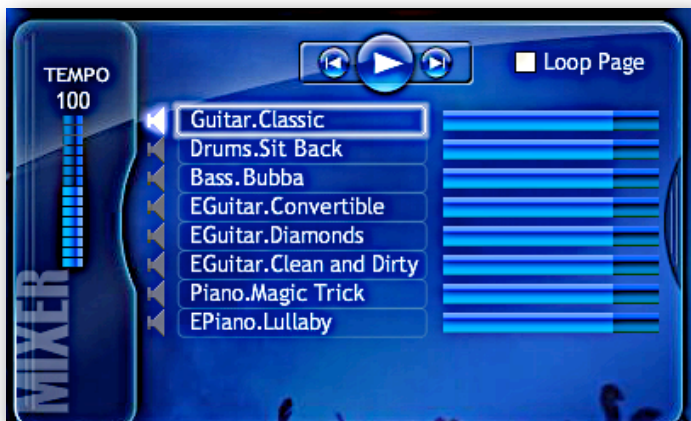
### Getting to Know the Software



*Score Panel*



*Chord Panel*

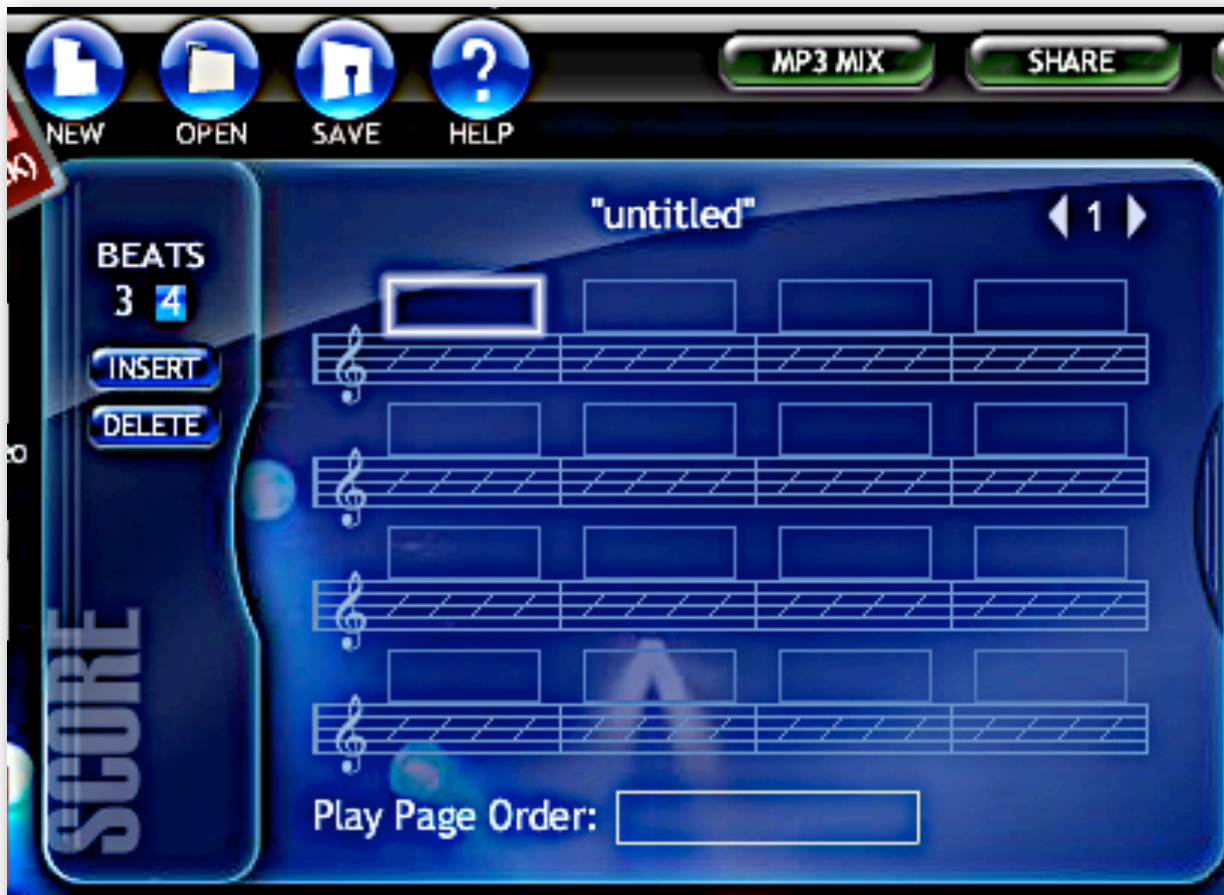


*Mixer Panel*



*Sound Panel*

## Score Panel



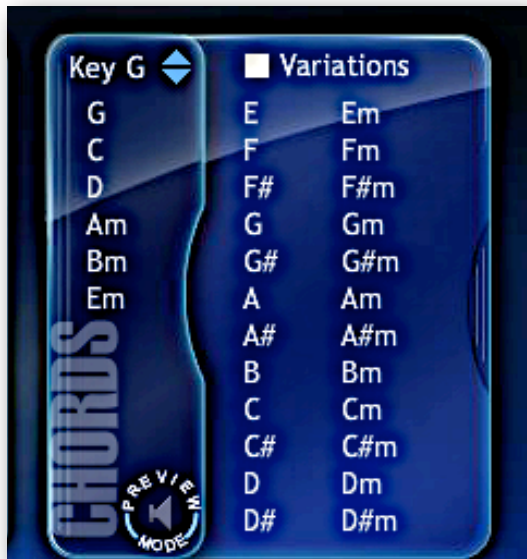
### What can you do in the Score Panel?

- Enter Chords
- Add Pages - i.e., Page 1 = Intro, Page 2 = Section A, Page 3 = Section B
- Insert/Delete Chords or Measures
- Play Page Order - comma between numbers but NO spaces

# Chords Panel

Short List

Master List



What can you do in the Chords Panel?

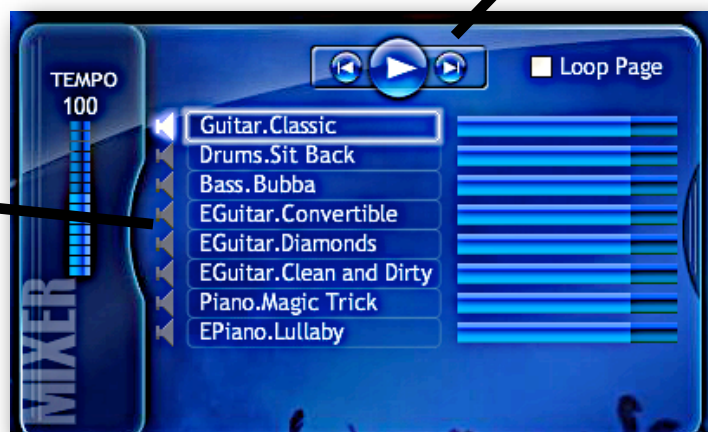
- Select Key
- Chord Selector - Short and Master List
- Preview Mode
- Variations

# Mixer Panel

What can you do in the Mixer Panel?

- Change Tempo - slide or click
- Adjust Volume - slide or click
- Loop Page
- Create Arrangement
  - 8 tracks
  - Enable/Disable

Transport Controls (Play/Stop)



# Sounds Panel



## What can you do in the Sounds Panel?

**Tip:** Save your arrangement before exploring the options in this panel unless you have the “All Access Pass”!

- Preview Mode ON to Audition Sounds
- Pull down of different Instruments
- Narrow options by selecting/deselecting styles
- Select Sound - Freemium Alert!
- Preview Mode OFF - Select Sound by Track working with Mixer and Sound panel

CD 10-9

## Mango Walk

*Calypso Song from Jamaica*

do

My bro - ther did - a tell me that you go man - go walk,

You go man - go walk, you go man - go walk.

My bro - ther did - a tell me that you go man - go walk

And steal all the num - ber 'lev - en.

# Next Steps

**Create a Free JamStudio Account**

**JOIN FREE**

**Set the Key in JamStudio to match  
“Mango Walk”**

**Enter the chord progression for  
“Mango Walk” in the Score Panel**

Begin with a 4 measure  
introduction using C7, F, C7, F on  
Page 1

Go to Page 2, and enter the  
chords for the 8 measures of the  
song

Set “Play Page Order” 1,2,2,1  
(NO Spaces)

**Save Song and give it a Name**

**Experiment with choosing tracks in the  
Mixer Panel and Sounds and Styles in  
the Sounds Panel**




## Jammin' with iDevices and JamStudio

### Unpitched Percussion Apps

- \*GarageBand - Classic Drum Machine
- Percussive Latin - separate iPhone/iPad versions
- Salsa Percussion
- Cowbell - iPhone
- Claves - iPhone
- Maracas - iPhone
- Instruments - iPhone

### Pitched Percussion Apps

- \*Percussive - iPad only
- Marimba - not multi-touch
- Xylophone - only 2 notes at a time



### Chords to Play

**Play** the F (I) and C<sub>7</sub> (V<sub>7</sub>) chords on the marimba or other mallet instruments.



## What you can't do with JamStudio

### Not a Current Feature

- Change chords within a measure
- Access 3 beats to a measure